

460mm

435mm

SOLDERPRO 100K

# iroda Gas Powered Heating Tools

PRO-100K

### SPECIFICATIONS

Dimensions	W/C	9.1 inches (232 mm)
	W/S	8.5 inches (216 mm)
	W	1.1 inches (27 mm)
Weight (Empty Tank)		84g/2g
Fuel		Butane
Flame Temperature		2400 F / 1300 C (Blue flame)
Operating Time		Approx. 100 Minutes (mid. setting)
Nominal Rate in G/H and in Kw (Hs)		15.27 G/H and 0.21 Kw (Hs)
Injector Size		0.10 mm
Destination Country		GB/EU

### ⚠ WARNINGS

- Unit uses flammable gas (Butane) under pressure - use with care.
- DO NOT expose to heat above +50°C (120°F) and avoid prolonged exposure to the sun.
- DO NOT puncture or incinerate.
- DO NOT refill, ignite or use near open flame, heater, furnace or combustible materials.
- Keep work area clean. Cluttered areas and benches invite injuries.
- KEEP AWAY FROM CHILDREN. Visitors should be kept away from work area.
- Store in dry, locked cabinet out of reach of children.
- Be extremely careful as torch flame tip temperature is over 1300°C (2400°F)
- Be extremely careful as torch flame is almost invisible in daylight or under strong light.
- Use Safety Glasses.
- Do not touch the heated tip of the unit.
- DO NOT leave unit unattended when operating or hot.
- Always be sure unit is cool before storing.
- DO NOT replace cap without switching unit off and ensuring tip has cooled.
- If your torch malfunctions do not try to repair.
- Contact your dealer or online support for help.
- Butane-Propane mix or other fuel could create much higher temperatures and cause flare-up at the tip exhaust slots.
- Do not use the appliance if it has damaged or worn seals ;
- Do not use an appliance which is leaking, damaged or which does not operate properly.
- For outdoor use or use in a well-ventilated location in accordance with national requirements:
  - for the supply of combustion air;
  - and to avoid the dangerous building up of un-burnt gases for appliances not fitted with a flame supervision device;
  - The appliance shall be operated on a horizontal surface, unless it is not intended to operate resting on surface.
- The appliance shall be used away from flammable materials and information on minimum distances 1.5m from adjacent surfaces (wall, ceiling).
- If there is a leak on your appliance (smell of gas), take it outside immediately into a well-ventilated flame free location where the leak may be detected and stopped.
- If you wish to check for leaks on your appliance, do it outside. Do not try to detect leaks using a flame, use soapy water.
- Do not modify the appliance or try to fit it.
- Send the appliance back to a place you purchased.

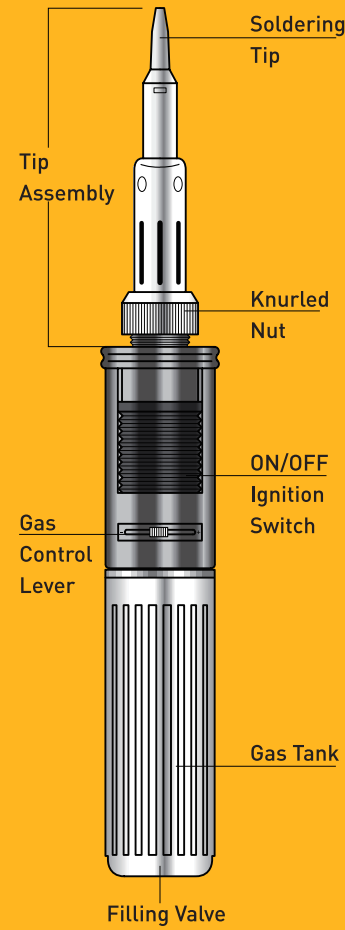
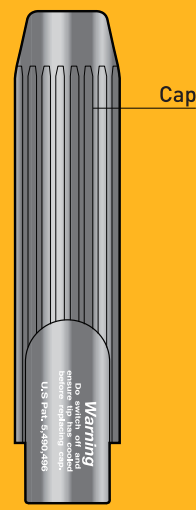
Manufacturer: Pro-Iroda Industries, Inc.  
 Add: No. 68, 32nd Road,  
 Taichung Industrial Park,  
 Taichung 40768, Taiwan.  
 TEL: 886-4-2359-9399

Butane Gas Powered Heating Tool  
 Model: PRO-100K  
 Type of gas: Butane  
 Category: Direct Pressure butane

This appliance may be filled with any cartridges marked Butane complying with EN 417.  
 Warning:  
 -Read the instructions before using the appliance.  
 -Only use in ventilated area.  
 -Shall not block the ventilation openings of the cartridge compartment.



PLEASE READ ALL INSTRUCTIONS AND WARNINGS BEFORE MAKING USE OF THE SOLDERING IRON.



# iroda

## Gas Powered Heating Tools PRO-100K

# SOLDERPRO




# PROFESSIONAL QUALITY

# Gas Powered Heating Tools PRO-100K



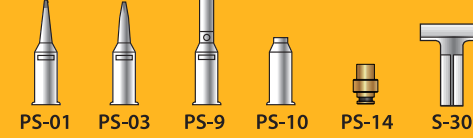
# PROFESSIONAL QUALITY

# PROFESSIONAL QUALITY



# Gas Powered Heating Tools PRO-100K

### What's in the Box:



Important:  
Read these instructions for use carefully so as to familiarize yourself with the appliance before connecting it to its gas cartridge.  
Keep these instructions for future reference



MADE IN TAIWAN

MADE IN TAIWAN